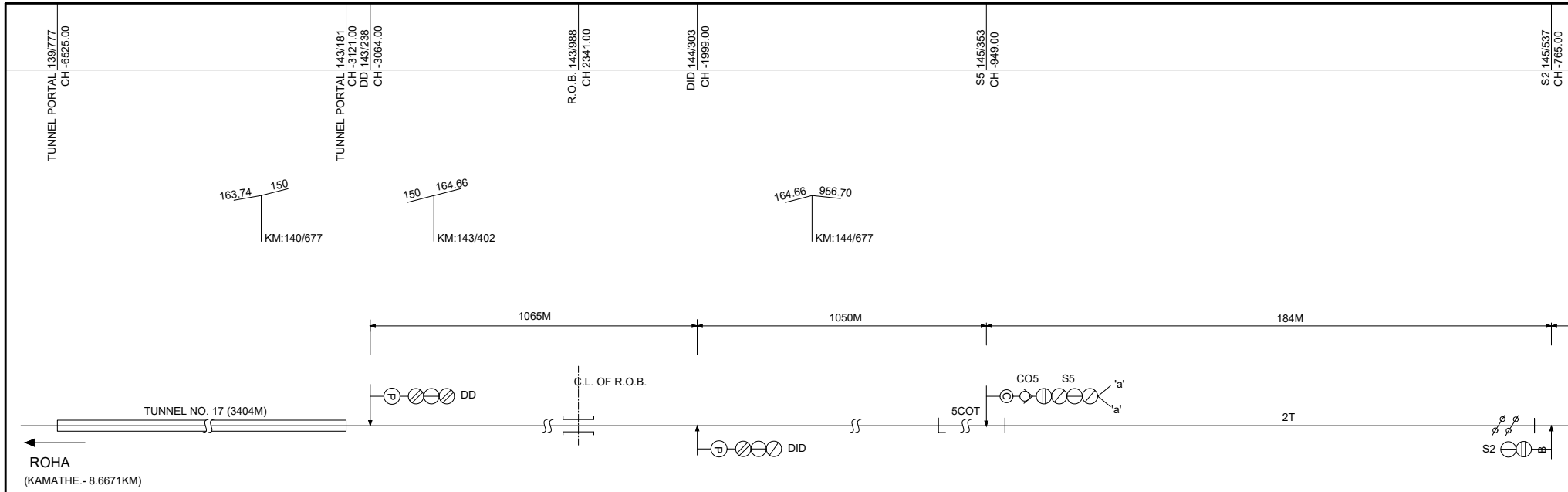
TUNNEL PORTAL 139/777
CH -6525.00
TUNNEL PORTAL 143/181
CH -3121.00
DD 143/238
CH -3064.00
R.O.B. 143/988
CH 2341.00
DID 144/303
CH -1999.00
S5 145/353
CH -949.00
S2 145/537
CH -765.00
163.74
150
KM:140/677
150
164.66
KM:143/402
164.66
956.70
KM:144/677
1065M
1050M
184M
TUNNEL NO. 17 (3404M)
DD
C.L. OF R.O.B.
DID
5COT
CO5
S5
'a'
'a'
2T
S2
ROHA
(KAMATHE.- 8.6671KM)

DN - SIGNAL ASPECT CONTROL CHART

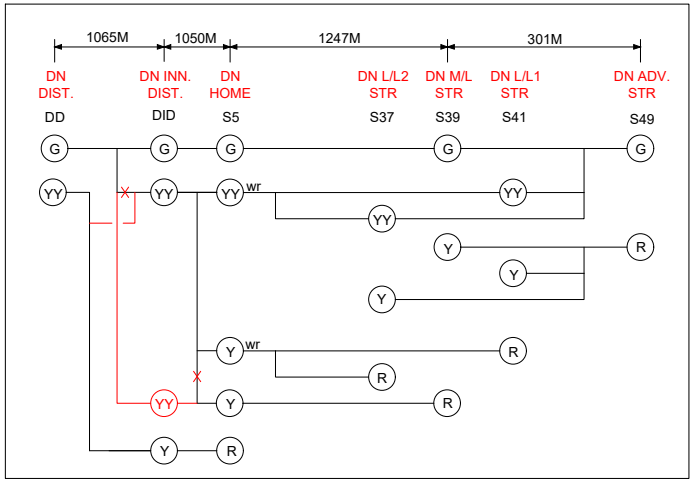
1065M
1050M
1247M
301M
DN DIST.
DD
DN INN. DIST.
DID
DN HOME
S5
DN L/L2 STR
S37
DN M/L STR
S39
DN L/L1 STR
S41
DN ADV. STR
S49
G
G
G
G
G
YY
YY
YY
wr
YY
YY
Y
R
Y
Y
Y
wr
R
R
YY
Y
R
Y
R

wr - WITH ROUTE INDICATOR

SR. NO.	POINTS NO.	ANGLE OF T/OUT
1.	101/102	1 IN 12 (C.S.)
2.	103/104	1 IN 12 (C.S.)
3.	115/116	1 IN 12 (C.S.)
4.	119/120	1 IN 12 (C.S.)
5.	107	D.S.
6.	114	D.S.

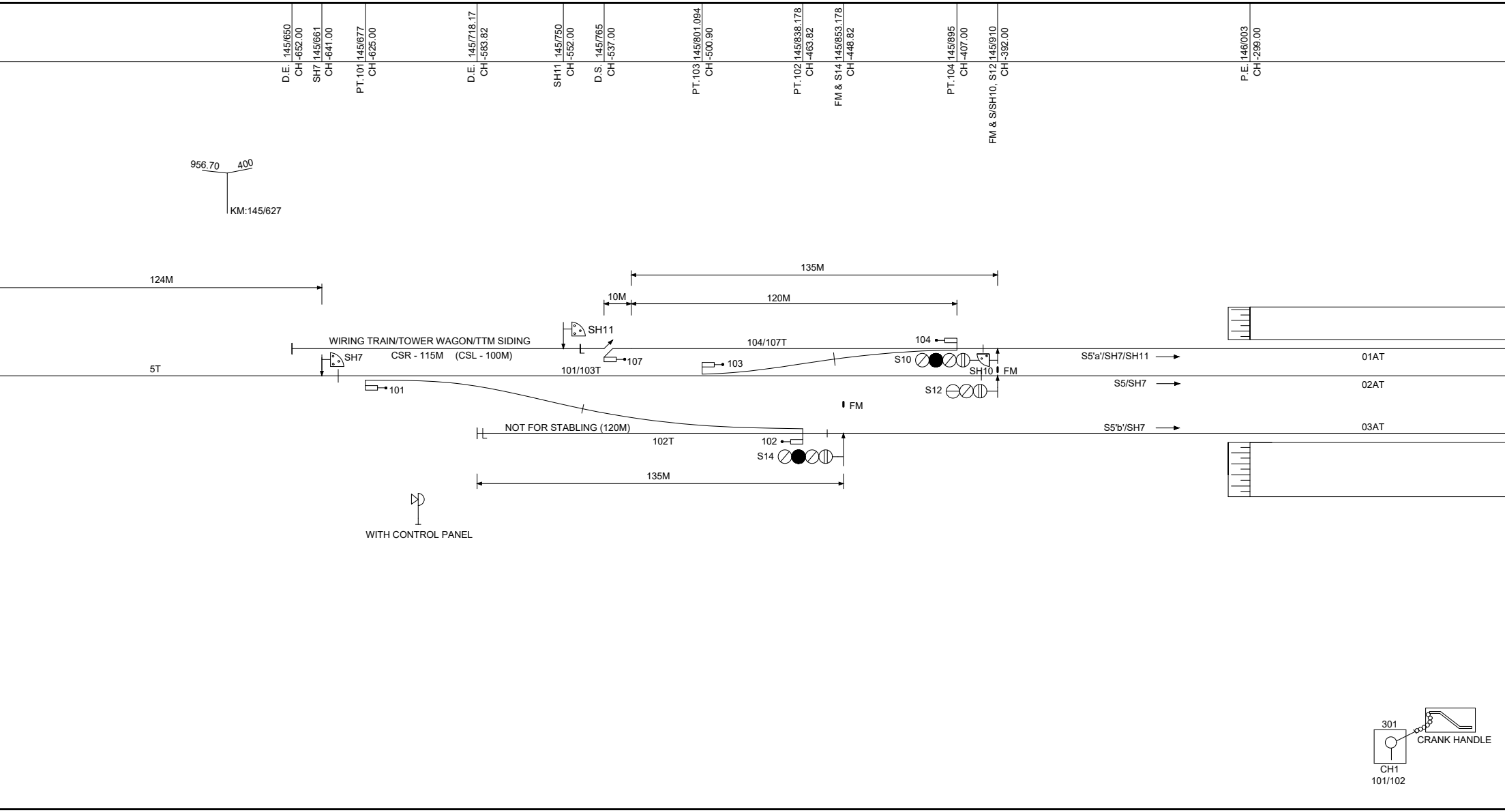
D.E. 145/650 CH -652.00
SH7 145/661 CH -641.00
PT.101 145/677 CH -625.00
D.E. 145/718.17 CH -583.82
SH11 145/750 CH -552.00
D.S. 145/765 CH -537.00
PT.103 145/801.094 CH -500.90
PT.102 145/838.178 CH -463.82
FM & S14 145/853.178 CH -448.82
PT.104 145/895 CH -407.00
FM & S/SH10, S12 145/910 CH -392.00
P.E. 146/003 CH -299.00
956.70
400
KM:145/627
124M
135M
10M
120M
SH11
WIRING TRAIN/TOWER WAGON/TTM SIDING
CSR - 115M (CSL - 100M)
SH7
104/107T
104
107
103
S10
SH10
FM
S5'a'/SH7/SH11
01AT
5T
101/103T
101
S5/SH7
02AT
S12
FM
NOT FOR STABLING (120M)
102T
102
S14
S5'b'/SH7
03AT
135M
WITH CONTROL PANEL
301
CRANK HANDLE
CH1
101/102

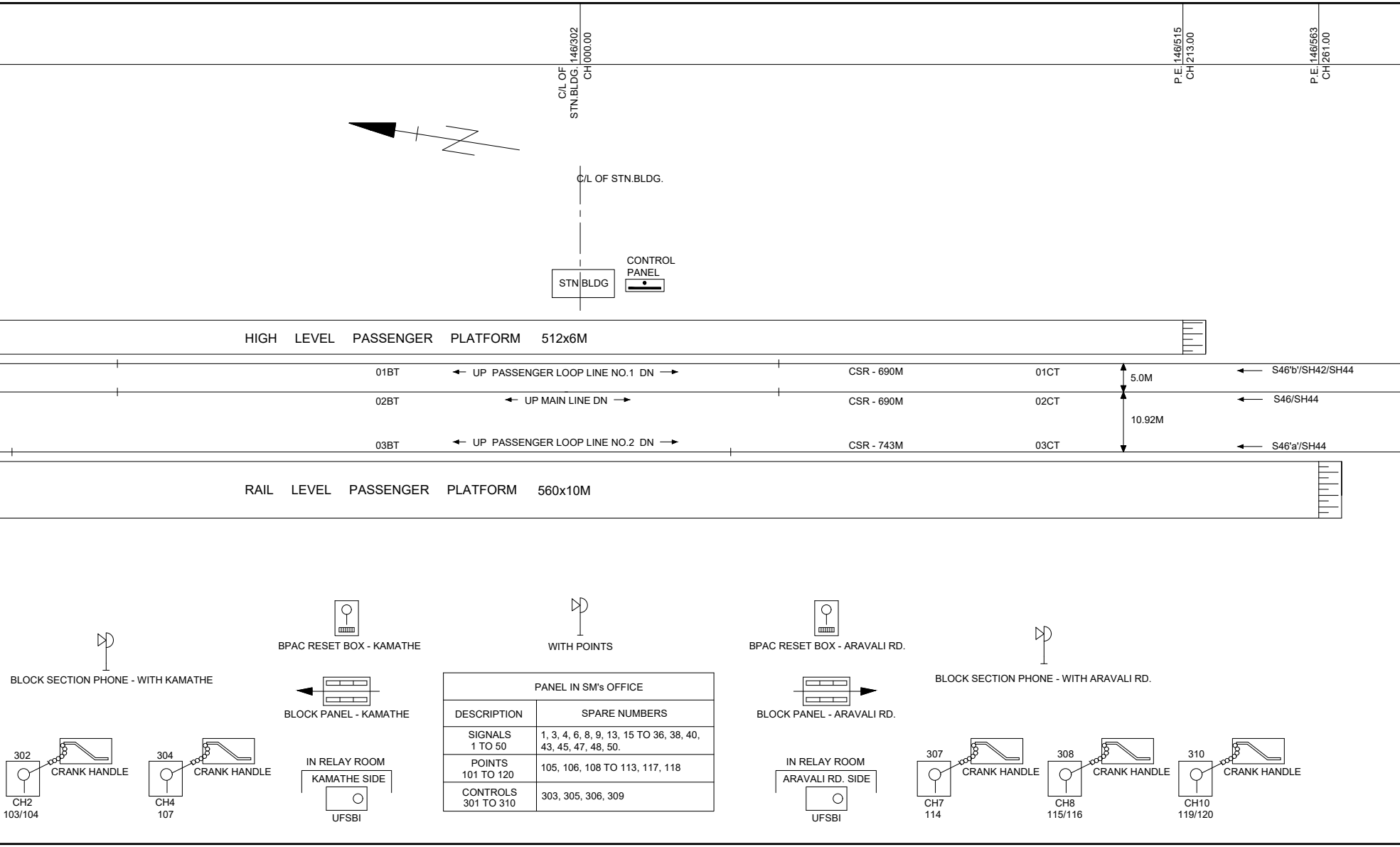
C/L OF STN.BLDG. 146/302
CH 000.00
P.E. 146/515
CH 213.00
P.E. 146/563
CH 261.00
C/L OF STN.BLDG.
STN BLDG
CONTROL PANEL
HIGH LEVEL PASSENGER PLATFORM 512x6M
01BT
UP PASSENGER LOOP LINE NO.1 DN
CSR - 690M
01CT
5.0M
S46'b'/SH42/SH44
02BT
UP MAIN LINE DN
CSR - 690M
02CT
S46/SH44
10.92M
03BT
UP PASSENGER LOOP LINE NO.2 DN
CSR - 743M
03CT
S46'a'/SH44
RAIL LEVEL PASSENGER PLATFORM 560x10M
BLOCK SECTION PHONE - WITH KAMATHE
BPAC RESET BOX - KAMATHE
BLOCK PANEL - KAMATHE
WITH POINTS
BPAC RESET BOX - ARAVALI RD.
BLOCK PANEL - ARAVALI RD.
BLOCK SECTION PHONE - WITH ARAVALI RD.
302
CRANK HANDLE
CH2
103/104
304
CRANK HANDLE
CH4
107
IN RELAY ROOM
KAMATHE SIDE
UFSBI
IN RELAY ROOM
ARAVALI RD. SIDE
UFSBI
307
CRANK HANDLE
CH7
114
308
CRANK HANDLE
CH8
115/116
310
CRANK HANDLE
CH10
119/120

PANEL IN SM's OFFICE	
DESCRIPTION	SPARE NUMBERS
SIGNALS 1 TO 50	1, 3, 4, 6, 8, 9, 13, 15 TO 36, 38, 40, 43, 45, 47, 48, 50.
POINTS 101 TO 120	105, 106, 108 TO 113, 117, 118
CONTROLS 301 TO 310	303, 305, 306, 309

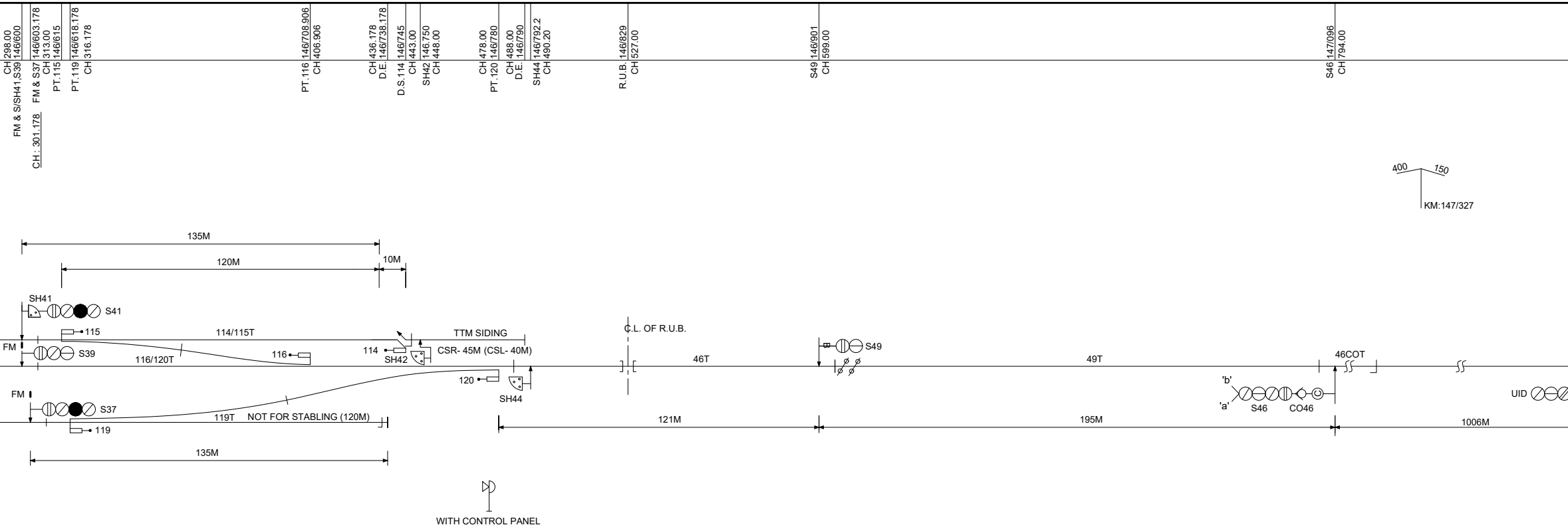
CH 298.00
FM & S/SH41,S39 146/600
FM & S37 146/603.178
CH : 301.178
CH 313.00
PT.115 146/615
PT.119 146/618.178
CH 316.178
PT.116 146/708.906
CH 406.906
CH 436.178
D.E. 146/738.178
D.S.114 146/745
CH 443.00
SH42 146.750
CH 448.00
CH 478.00
PT.120 146/780
CH 488.00
D.E. 146/790
SH44 146/792.2
CH 490.20
R.U.B. 146/829
CH 527.00
S49 146/901
CH 599.00
S46 147/096
CH 794.00
400
150
KM:147/327
135M
120M
10M
SH41
S41
115
114/115T
TTM SIDING
FM
S39
116/120T
116
114
SH42
CSR- 45M (CSL- 40M)
C.L. OF R.U.B.
46T
S49
49T
46COT
'b'
'a'
S46
CO46
UID
FM
S37
119T
NOT FOR STABLING (120M)
119
120
SH44
121M
195M
1006M
135M
WITH CONTROL PANEL

SR. NO.	DESCRIPTION	REFERENCE TO APPLICATION	REFERENCE TO SANCTION
2.	**RECKONING THE ADEQUATE DISTANCE UNDER THE PROVISION OF G.R.3.40 :** (iv) FOR THE RECEPTION OF DOWN TRAIN ON LOOP LINE NO.2 FROM THE STARTER NO. S37 TO THE DEAD END WITH POINT NO.119/120 NORMAL. (iii) FOR THE RECEPTION OF AN UP TRAIN ON LOOP LINE NO.2 FROM THE STARTER NO. S14 TO THE DEAD END WITH POINT NO. 101/102 NORMAL.	KR/CO/SG/CRS DATED 26.02.2018	KRCL/08/2017-18 DATED 09/03/2018
1.	**RECKONING THE ADEQUATE DISTANCE UNDER THE PROVISION OF G.R.3.40 :** (ii) FOR THE RECEPTION OF A DOWN TRAIN ON LOOP LINE NO.1 FROM THE STARTER NO. S41 TO THE TTM SIDING WITH POINT NO. 115/116 NORMAL AND DERAIL SWITCH NO. 114 KEPT OPEN (i) FOR THE RECEPTION OF AN UP TRAIN ON LOOP LINE NO.1 FROM THE STARTER NO. S10 TO THE WIRING TRAIN/TOWER WAGON/TTM SIDING WITH POINT NO. 103/104 NORMAL AND DERAIL SWITCH NO. 107 KEPT OPEN		

NATURE OF APPROVAL

4. SIGNALLING INSTALLATIONS SUIT TO 25 KV AC.

3. C.OP.S / KRCL AUTHORISATION OBTAINED ON SIG. PLAN NO.- KRC / CO / CSTE / RN / 67 ; DTD. - 17/04/1996 FOR NOT LOCATING DN INNER DISTANT SIGNAL (DID), IMMEDIATELY TO THE LEFT, ON THE LINE TO WHICH THEY REFER.

2. A CO-OPERATIVE RESET BOXES ARE PROVIDED IN SM OFFICE AT SAVARDA STATION FOR SAVARDA - KAMATHE AND SAVARDA - ARAVALI RD. SECTION. INCASE OF FAILURE OF BPAC, THE SYSTEM HAS TO BE RESET DULY ENSURIN THE COMPLETE ARRIVAL OF LAST DEALT TRAIN.

NOTE :- 1. BLOCK PANELS ALONG WITH UFSBI & BPAC (WITH HASSDAC) ARE PROVIDED FOR SAVARDA - KAMATHE AND SAVARDA - ARAVALI RD. SECTION.

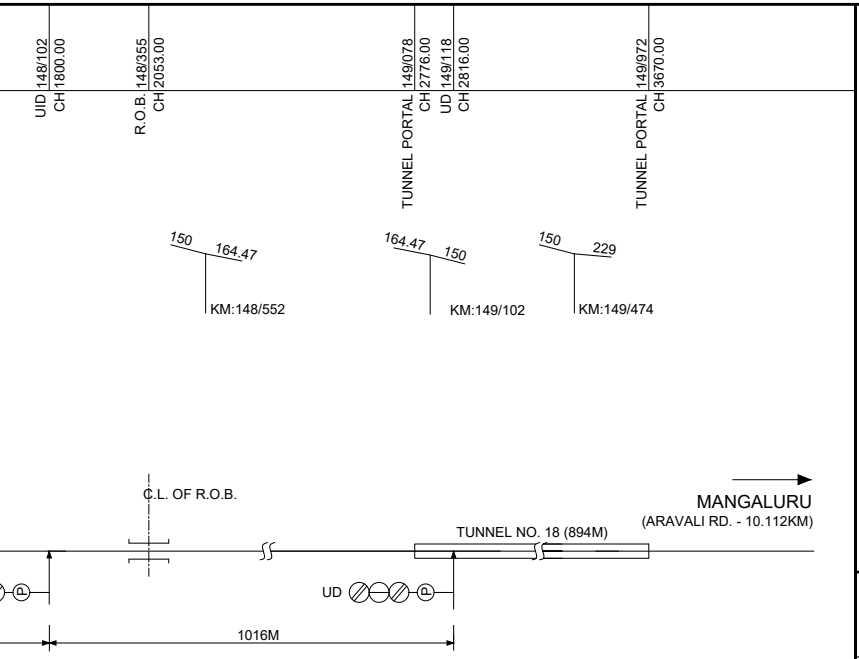

UID 148/102
CH 1800.00
R.O.B. 148/355
CH 2053.00
TUNNEL PORTAL 149/078
CH 2776.00
UD 149/118
CH 2816.00
TUNNEL PORTAL 149/972
CH 3670.00
150
164.47
KM:148/552
164.47
150
KM:149/102
150
229
KM:149/474
C.L. OF R.O.B.
MANGALURU
(ARAVALI RD. - 10.112KM)
TUNNEL NO. 18 (894M)
UD
1016M

NG

UP - SIGNAL ASPECT CONTROL CHART

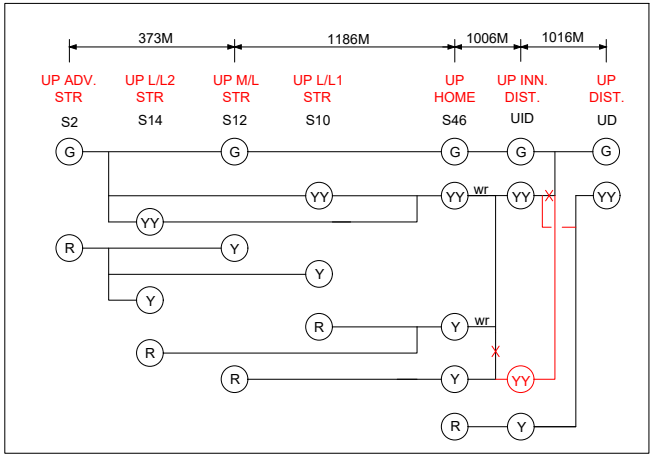

373M
1186M
1006M
1016M
UP ADV. STR
UP L/L2 STR
UP M/L STR
UP L/L1 STR
UP HOME
UP INN. DIST.
UP DIST.
S2
S14
S12
S10
S46
UID
UD
G
YY
Y
R
wr

wr - WITH ROUTE INDICATOR

कोंकण रेलवे कॉर्पोरेशन लिमिटेड - सीओ, बेलापुर
KONKAN RAILWAY CORPORATION LIMITED - CO, BELAPUR

सादरसेवा

अन्तर्पाशन मानक STANDARD OF INTERLOCKING	III(R)	रत्नागिरी क्षेत्र RATNAGIRI REGION	सावर्डा सिगनलिंग नक्शा SAVARDA SIGNALLING PLAN
स्टेशन वर्ग CLASS OF STATION	B		

स्केल SCALE	TRANSVERSE - 1 : 500	आरेख्र संख्या : के आर/सी ओ/एस जी/डब्ल्यू**3**/**67**/एस पी DRG. NO. - KR / CO / SG / W3 / 67 / SP
	LONGITUDINAL - 1 : 1000	अनुकूल अभियांत्रिकी नक्शा संख्या : के आर/आर एन/यार्ड/एस वी एक्स/**14**/बी TO SUIT ENGG. PLAN NO. KR / RN / YARD / SVX / 14 / B
रेल संरक्षा आयुक्त मंजूरी संख्या CRS SANCTION NO.	KRCL/26/2018-19; DTD. - 05/09/2018 (FOR LOOPLINE NO.2)	सुपरशेडेड आरेख्र संख्या : के आर/सी ओ/एस जी/**67**/ओ एल/एस पी SUPERSEDED DRG. NO. - KR / CO / SG / 67 / OL / SP

IN CONNECTION WITH,
i) COMPLETION DRAWING FOR BLOCK PANEL ALONG WITH UFSBI & BPAC (WITH HASSDAC) FOR SVX - AVRD SECTION.
ii) UPDATION OF PLAN AS PER THE OBSERVATION OF CRS VIDE LETTER NO.- KRCL/393 DATED 07/08/2020
iii) CONVERSION OF NON RE TO RE.

27/08/2020	27/8/20	29/08/2020	Digitally signed by M M TORASKAR Date: 2020.09.06 08:30:21 +05'30'	D MAGESH Digitally signed by D MAGESH Date: 2020.09.06 13:14:59 +05'30'	ASHISH APTE 2020.09.07 16:28:50 +05'30'	V. C. SINHA Digitally signed by V. C. SINHA Date: 2020.09.07 21:29:27 +05'30'
एन.पी.बैकर N.P.BAIKAR जे.टी.ए (आरेख्र) JTA (DWG)	पी.एम.वीरकर P.M.VIRKAR जे.टी.ए (आरेख्र) JTA (DWG)	टी.आर.सावंत T.R.SAWANT व.सेक्शन इंजी. (सि.एवं दू.) SSE (S&T)	एम.एम.तोरसकर M.M.TORASKAR व. सि. एवं दू. सं. इंजी. (डी. एवं डी.) SSTE (D&D)	डी. मगेश D. MAGESH उप मु. सि. एवं दू. सं. इंजी. (समन्वय) DY. CSTE (CO-ORD)	आशीष आपटे ASHISH APTE मुख्य सि. एवं दू. सं. इंजी. CSTE	व्ही. सी. सिन्हा V. C. SINHA मुख्य परिचालन प्रबंधक C.O.M.

विवरण DESCRIPTION	तैयारकर्त्ता PREPARED BY	जांचकर्त्ता CHECKED BY	अनुमोदनकर्त्ता APPROVED BY

संदर्भ REFERENCE	PREVIOUS ENGG. PLAN NO. KR / RN / D / B / 126 - R1, R2, R3, R4, R5, R6, R7, R8; KR / RN / YARD / SVX / 14 / A
	PREVIOUS SIG. PLAN. NO. KRC / CO / CSTE / RN / 67 / A, B, C; KR / CO / SG / 67 / SP / W / R1 / A, B; KR / CO / SG / W2 / 67 / SP